


QS - 3000 QuickSTOP Collision Sensor

QuickSTOP is a dynamically variable collision sensor that operates on air pressure. At impact, the air chamber is opened, and the shutdown signal is immediately sent to the system controller.



Features and Benefits

- Dynamically Variable Trip points allow you to program your collision sensor at all speeds of an operation. The breakaway threshold adjusts to match the working force ranges of your robot/application.
- All QuickSTOP models feature a noncompressive, metal to metal seal which ensures reliable and consistent operation, giving you permanent repeatability.
- Senses Angular and Compressive Forces. QuickSTOP's unique design offers protection in the X,Y, and Z axes.
- QuickSTOP monitors Performance Readiness. When pressurized, the pressure switch is closed indicating that the QuickSTOP is reset in the proper position.
- At the moment of impact, the QuickSTOP's air chamber is opened, exhausting pressure which instantly opens the pressure switch and causes loss of signal.
- Pressure loss upon impact offers better tool protection as the QuickSTOP absorbs energy and removes the force from your tool and robot wrist.
- Solid state switch employs a solid state pressure sensor and surface mount interface electronics, all self-contained within a sealed housing. Dynamic operating range 15 - 90 psi. Separate solid state PNP (sourcing) and NPN (sinking) outputs, rated at 200 mA each.

Applications

- Material Handling
- Machine loading/unloading
- Pick and place operations
- Spot Welding

Not exactly what your application requires? Applied Robotics can design a solution that meets your particular application needs.

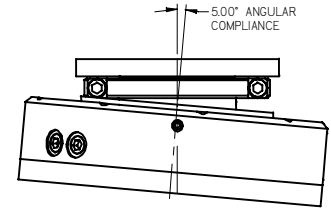
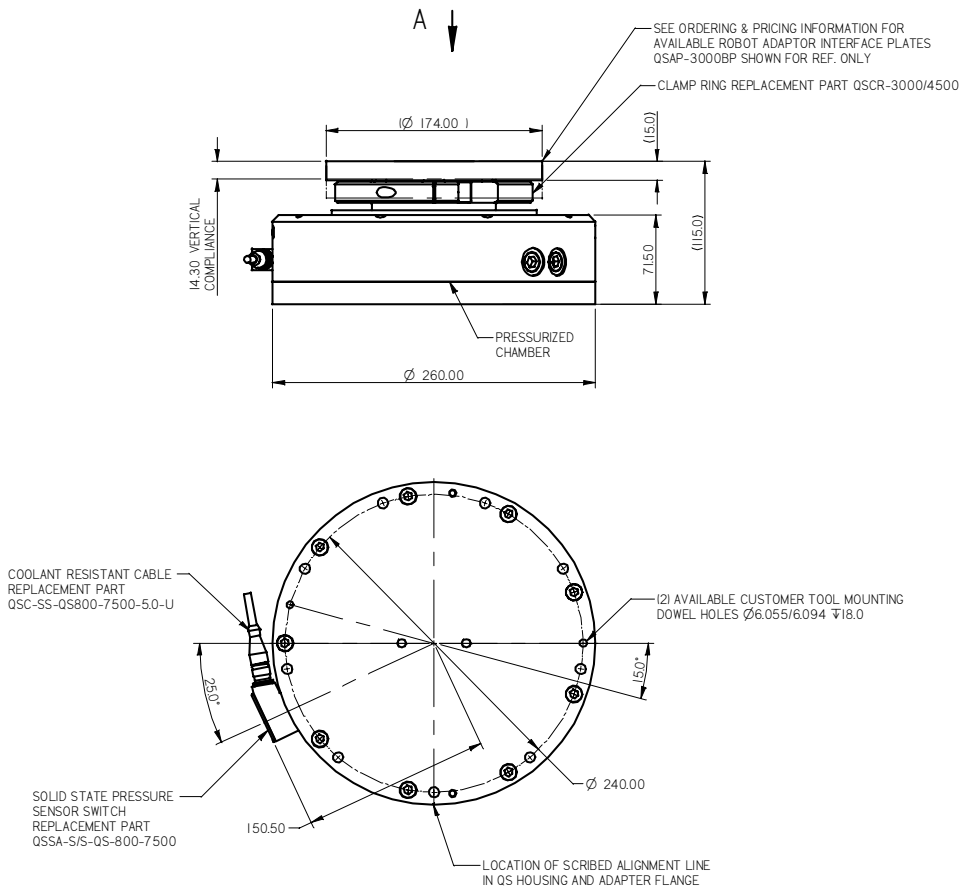
SPECIFICATIONS

Compliance Angle	+/-5 Deg
Axial Compliance (z+)	14.30 mm 0.563 in
Rotary Compliance	+/-25 Deg
Operating Pressure	1.4 - 6.0 bar (20-87 psig)
Torque trip point Mz continuously variable	153 - 478 N-m 1353-4232 in-lb
Moment trip point Mx & My continuously variable	105 - 414 N-m 924 - 3664 in-lb
Repeatability at tool mounting surface X and Y axes	+/-0.038 +/-0.0015 in
Z axis	+/-0.013 mm +/-0.0005 in
Rotational	+/-0.500 radians (10 ⁻³) +/-0.029 degrees
Mass	12.2 kg 27 lb
Center of mass (from robot adaptor plate)	66.0 mm 2.60 in
Average response time	<18 ms
Operating Temperature	Min. 0 Deg C (32 Deg F) Max. 100 Deg C (212 Deg F)

Switch Description

Solid State Dynamic operating range is 15 - 90 psi. Separate solid-state PNP (sourcing) and NPN (sinking) outputs, rated at 200 mA.

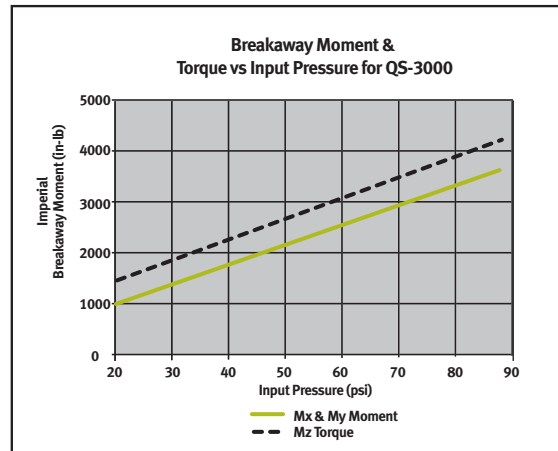
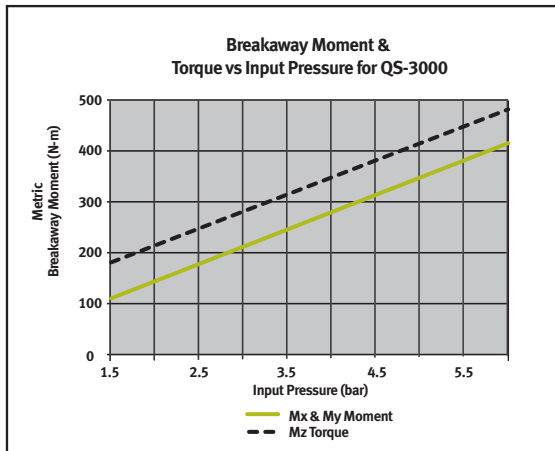
Engineering Data



Note: Specifications provided are maximum recommended limits under static conditions. For correct product sizing, consideration must be given to all dynamic forces, including manipulator inertia, tooling configuration and external process forces.

Note: For correct product sizing, please contact our Tech Support staff at techsupport@appliedrobotics.com or at (800)309-3475 or (518)384-1000.

Moment Charts



648 Saratoga Road
 Glenville, NY 12302 USA
 518 384 1000 tel
 518 384 1200 fax

29193 Northwestern Hwy. #509
 Southfield, MI 48034 USA
 248 358 3677 tel
 248 358 2654 fax

www.arobotics.com

